

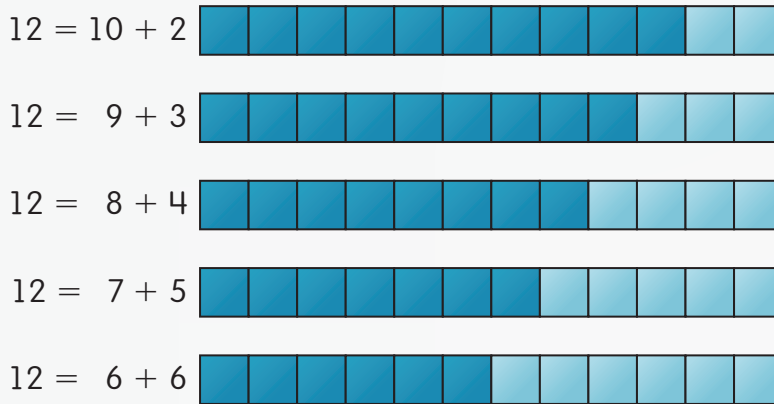
Dear Family,

This week your child is exploring ways to make sums, or totals, that are teen numbers.

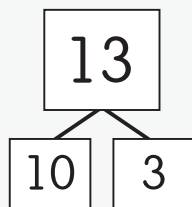


Numbers partners are a pair of numbers that add up to a certain sum. Your child will learn how to find number partners for teen numbers. This will help him or her solve addition problems with sums greater than 10, as well as solve related subtraction problems.

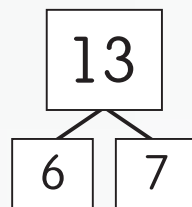
In class, your child will use connecting cubes to find partners for teen numbers.



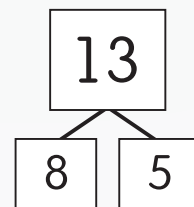
Your child will use number bonds and number sentences to show number partners.



$$13 = 10 + 3$$



$$13 = 6 + 7$$



$$13 = 8 + 5$$

Invite your child to share what he or she knows about making sums greater than 10 by doing the following activity together.



Number Partners for Teen Numbers Activity

Materials: paper, pencil, 19 small objects (such as buttons, paper clips, cereal, or pasta shapes)

Draw a large number bond on a sheet of paper. Place 11–19 objects in the top box of the number bond. Help your child use the number bond to find number partners for that number.

For example:

- Place 14 pasta pieces in the top box of the number bond.
- Your child moves 8 of the pieces into the bottom left box and the rest of the pieces into the bottom right box. (Make sure your child puts 10 or fewer objects in either bottom box.)
- Your child counts the pieces in each bottom box and writes the number sentence $14 = 8 + 6$.
- Move the 14 pieces back to the top box and have your child repeat the steps to find other number partners for 14.

Number bond

