

Dear Family,

This week your child is learning to find number partners for 6 and 7.



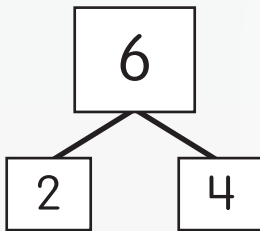
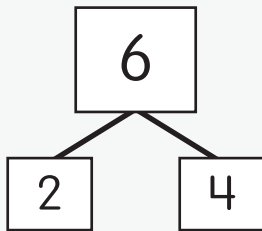
Number partners are two addends that make up a given total. Knowing the number partners for 6 and 7 will help your child understand the relationship between addition and subtraction as well as improve his or her addition and subtraction skills.

Partners for 6

1 and 5
2 and 4
3 and 3

Partners for 7

1 and 6
2 and 5
3 and 4



← Number partners can be shown in any order.

Number partners can be used to write number sentences.

$$6 = 2 + 4$$

$$6 - 4 = 2$$

$$6 = 4 + 2$$

$$6 - 2 = 4$$

Invite your child to share what he or she knows about number partners for 6 and 7 by doing the following activity together.




Number Partners for 6 and 7 Activity

Use your fingers to show a number partner for 6. Have your child use his or her fingers to show the other partner.

For example:

- Show your child 4 fingers and say “4.”
- Your child should show 2 fingers and say “2.”
- Your child can check that 4 and 2 are number partners for 6 by counting the fingers you both are showing.

Number Partners for 6

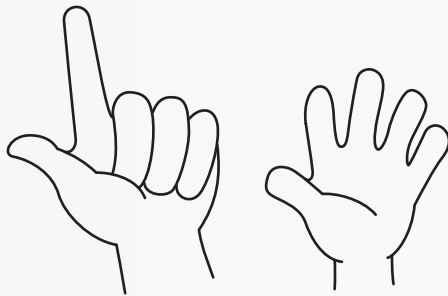


Partners for 6

1 and 5
2 and 4
3 and 3

After you and your child have shown all the number partners for 6, repeat the activity to show all the number partners for 7.

Number Partners for 7



Partners for 7

1 and 6
2 and 5
3 and 4

